


Speedplate Transfer Tape Step Guide



Installation Instructions

Clean device using alcohol wipe.

1




Peel SpeedPlate VHB lining.

2



Stick SpeedPlate to shiny side of the transfer tape and hold 10 seconds at least.

3



Make sure to align plunger through transfer tape hole and SpeedPlate tail to transfer tape.

4




Peel Transfer tape lining.

5



6

Stick SpeedPlate with transfer tape to the back of the device. Hold for 10 seconds at least.



Make sure to center and the tail aligns to the devices charging port

