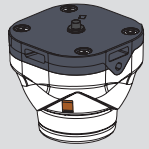




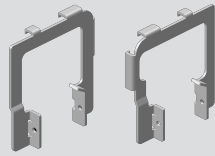
**NOTES BEFORE INSTALLING:** Do not overtighten screws. Overtightening screws may damage the threads on devices and MTI products. Disable alarm before installation and enable alarm after installation is complete.



Freedom Micro® Puck



VHB with Transfer



Bracket



Double-Sided System Tool




Security Screws

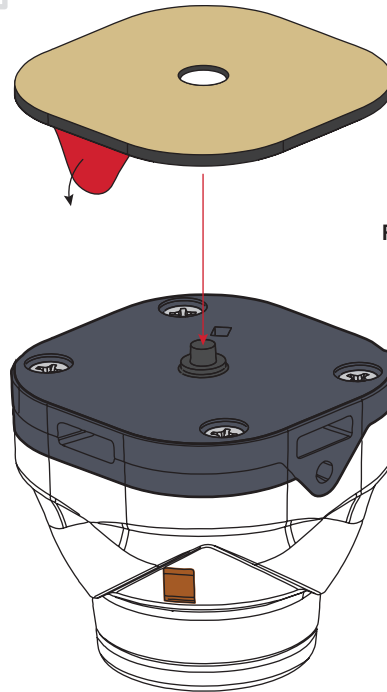


Alcohol Wipe

1




2



Red side of VHB should face puck, tan side should face device for proper adhesion.

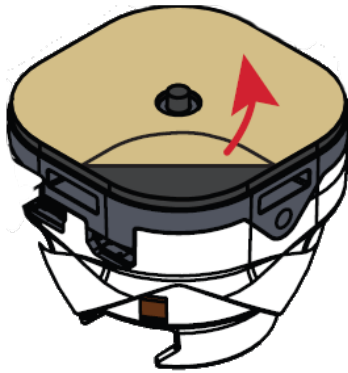
3




4




5



6



7



8

